



Election of one member of the Legislative Assembly

NEDLANDS DISTRICT


Number the squares from to
in the order of your choice

<input type="text"/>	<input type="text" value="R"/>	
----------------------	--------------------------------	---


Party Name or Independent Status

<input type="text"/>	<input type="text" value="R"/>	
----------------------	--------------------------------	---


Party Name or Independent Status

<input type="text"/>	<input type="text" value="G"/>	
----------------------	--------------------------------	---

Party Name or Independent Status

<input type="text"/>	<input type="text" value="R"/>	
----------------------	--------------------------------	---

Party Name or Independent Status

<input type="text"/>	<input type="text" value="G"/>	
----------------------	--------------------------------	---

Party Name or Independent Status

**PLEASE NOTE THAT THIS IS NOT
A HOW TO VOTE CARD.**

This is mock up of a West Australian electorate to explain how the Traffic Light voting process plays out. **The actual Traffic Light Voting Guides will be published for each of the 59 WA electorates after the ballot draw on February 13th.** Each candidate will then be listed in WAEC order and ranked with either a green, orange or red light.

REMEMBER

Number every square to make your vote count



GREEN

Number Green Light candidates first (1&2)

ORANGE

There are no Orange Light candidates

RED

Red Light candidates are a dangerous choice. Number them last (3-5)

